

# Rural Community Engagement

*Faculty Development Programme at*  
**Dr B R Ambedkar University**  
Srikakulam, AP, January 21-27, 2019



**Faculty Development Centre**  
Pandit Madan Mohan Malaviya National Mission on Teachers and Teaching (PMMMNMTT)

**Mahatma Gandhi National Council of Rural Education**

Department of Higher Education  
Ministry of Human Resource Development, Government of India  
Hyderabad – 500004 [www.mgncre.in](http://www.mgncre.in)



# Rural Community Engagement

*Faculty Development Programme at*  
**Dr B R Ambedkar University**  
Srikakulam, AP, January 21-27, 2019

## Faculty Development Centre

Pandit Madan Mohan Malaviya National Mission on Teachers and Teaching (PMMMNTT)

## Mahatma Gandhi National Council of Rural Education

Department of Higher Education

Ministry of Human Resource Development, Government of India

Hyderabad – 500004 [www.mgncre.in](http://www.mgncre.in)



सत्यमेव जयते



सत्यमेव जयते



सत्यमेव जयते

## Table of Contents

1. FDP Overview
2. Target Outcomes of the FDP
3. Schedule of the FDP
4. Programme Inaugural and FDP Day 1 Report
5. FDP Day 2 Report
6. FDP Day 3 Report
7. FDP Day 4 Report
8. FDP Day 5 Report
9. FDP Day 6 Report
10. FDP Day 7 Report
11. Annexure A (List of Participants)
12. Annexure B (Media Clippings)



## FDP Overview

<b>FDP Dates</b>	<b>21<sup>st</sup> to 27<sup>th</sup> January 2019 ( 7 Days)</b>
<b>Venue</b>	Dr B R Ambedkar University , Srikakulam
<b>Chief Guest</b>	Prof G Tulasi Rao, Principal, Colleges of Arts, Commerce, Law & Education
<b>Guest of Honour</b>	<b>Prof K Raghu Babu, Registrar, Dr BRAU</b>
<b>Special Invitees</b>	<b>Prof B Addai, Dean Academic Affairs</b> <b>Prof T Kamaraju, Dean, CDC</b>
<b>Facilitated By</b>	Dr Divakar, Senior Faculty, MGNCRE Kum B Jhansi Rani, Faculty, MGNCRE
<b>Participants</b>	52 Faculty + 24 NSS Programme Officers of Dr B R Ambedkar University, Srikakulam

## Target Outcomes of the FDP

1. To understand the historical perspective of rural development and transformation in India.
2. To study and understand rural poverty, dynamics and issues in rural distress.
3. To assess Rural Development Programmes in India, their coverage, outlays, modalities and outcomes.
4. To study rural infrastructure needs and align them with the budgets and programmes.
5. To outline the various livelihoods, employment programmes and their mandate.
6. To understand the new village technology interface in terms of information, participatory processes, mainstream and alternative technologies in agriculture, rural livelihoods and industries and communication.
7. To help students to identify signs of distress, financial, social, political and natural and find coping mechanisms.
8. To help students understand the electoral and democratic processes that form the basis for the political governance in rural societies.
9. To orient the students into handling susceptibility of rural communities to impending emergencies arising out of natural and manmade disasters, climate variability and motivating them into assuming eco responsibility.
10. To orient students on Village Development Plans incorporating the aspects of the Village Disaster Management Plan.
11. Build academic value to NSS programmes through use of the Community Engagement Curriculum.



## Schedule of the FDP

### 7-Day Faculty Development Program on Community Engagement Schedule and Activities

Session #	Activity	Time	Activity Methodology	Resources Needed
<b>Day 1</b>				
1.	Registration	1000-1030	<ol style="list-style-type: none"> <li>1. Greet and welcome the participants as they arrive</li> <li>2. Ask them to fill in the registration form</li> <li>3. Hand over the folder</li> </ol>	Registration Forms, Folder with Note pad, pen, Rural Immersion/ Swachh Campus Book, FDP Programme Schedule
2.	Inauguration	1030-1100	<ol style="list-style-type: none"> <li>1. Chief Guest, Guest of Honour, University Officials, other dignitaries and MGNCRE representative light the lamp</li> <li>2. A Prayer may be sung by some participants</li> <li>3. Brief Speeches by dignitaries as planned,</li> <li>4. Vote of thanks</li> </ol>	Brass Lamp Oil Wicks Match box Candle Bouquets Memento for Chief Guest
Tea Break			1100-1115	
3.	Introductions/ Ice Breaker	1115-1130	<ol style="list-style-type: none"> <li>1. Have a quick round of facilitator and participant introductions</li> </ol>	
4.	Expectation Sharing	1130-1200	<ol style="list-style-type: none"> <li>1. Share the program agenda day wise with the participants</li> <li>2. Participants refer to the agenda in their folder as facilitator takes them through the 7 day schedule</li> <li>3. Clarify doubts of participants, if any</li> </ol>	FDP Programme Schedule displayed through LCD
5.	Understanding Community : Dynamics of Society : Social, Economic, Political and Cultural Aspects	1200-1315	<ol style="list-style-type: none"> <li>1. Form 6 teams</li> <li>2. Each team should give themselves an innovative name, elect a facilitator (s/he will ensure that everyone is contributing), a recorder (s/he will record the key points ) and a presenter (s/he will present the team's output)</li> <li>3. Participants will read the handout given and relate it to known rural/semi-rural areas</li> <li>4. Present their thoughts</li> <li>5. Facilitator should draw the attention to similarities and differences of various team presentation vis-à-vis Dynamics of Society : Social, Economic, Political and Cultural Aspects</li> <li>6. Also focus on how important it is to know these aspects of a community before we begin working with them</li> </ol>	Handout - Understanding Community : Dynamics of Society : Social, Economic, Political and Cultural Aspects – one per participant
6.	Understanding Participatory Learning and Action: Key Principles, Steps for PLA,	1415-1530	<ol style="list-style-type: none"> <li>1. Form Teams of 4 members each</li> <li>2. Each team should give themselves an innovative name, elect a facilitator (s/he will ensure that everyone is contributing), a recorder (s/he will record the key points ) and a presenter (s/he will present the team's output)</li> </ol>	Rural Immersion book Chart paper – one per team Computer & Projector or



Sessi on #	Activity	Time	Activity Methodology	Resources Needed
	Successful PLA, Components of PLA		<ol style="list-style-type: none"> <li>Hand over a chart paper sheet to each team</li> <li>Assign the Key Principles, Steps for PLA, Successful PLA, Components of PLA to teams (so if there are 8 teams, 2 teams will get each of the topics)</li> <li>Ask them to read the topic allotted to them, discuss and present the key points from the topic</li> <li>Facilitator to record key points in a word doc /whiteboard</li> <li>Summarise the session reiterating key points recorded on the word doc or white board</li> </ol>	Whiteboard & Marker pens
7.	Aadarsh Gram Hiware Bazaar Movie and Discussion	1545-1715	<ol style="list-style-type: none"> <li>Continue in the same teams</li> <li>Show the movie. Stop it after every 7 minutes and ask each team to discuss for 5 minutes what they learnt about Hiware Bazar</li> <li>Final Discussion in teams: What are reasons for the Hiware Bazaar becoming an Aadarsh Gram?</li> <li>Presentation by teams</li> </ol>	Hindi : <a href="https://www.youtube.com/watch?v=lfjdubjdMtc">https://www.youtube.com/watch?v=lfjdubjdMtc</a>  <a href="https://www.youtube.com/watch?v=cb0Qvh9BJ0s">https://www.youtube.com/watch?v=cb0Qvh9BJ0s</a>  English Short Film: <a href="https://www.youtube.com/watch?v=ZAy pF0BVcuU">https://www.youtube.com/watch?v=ZAy pF0BVcuU</a>
8.	Summary of Day's Learning	1715-1730	<ol style="list-style-type: none"> <li>Interactive Discussion, points recorded on whiteboard by a volunteer participant</li> </ol>	Whiteboard & Marker Pen
<b>Day 2</b>				
1.	Recap of Day 1	0930-0945	<ol style="list-style-type: none"> <li>Greet and welcome the participants</li> <li>Recap key learnings from Day 1 through an interactive discussion</li> </ol>	----
2.	PLA Methods	0945-1715	<ol style="list-style-type: none"> <li>Form 9 new teams</li> <li>Topic Allocation : <ol style="list-style-type: none"> <li>Meet &amp; Mobilize and Transect Walk (Pages 12-21)</li> <li>Timeline (Pages 22-26)</li> <li>Resource Mapping Exercise (Pages 27-30)</li> <li>Social Mapping &amp; Trend Analysis (pages 31 and 32, Page 40)</li> <li>Ranking and Scoring Technique (Pages 33 to 40)</li> <li>Livelihood Analysis (Pages 41 to 48)</li> <li>Chapati Diagram, Impact Flow Analysis (pages 49 to 52)</li> <li>Focus Group Discussion (pages 53 to 61)</li> <li>Interview Schedule (pages 62 and 63)</li> </ol> </li> <li>Each team should give themselves an innovative name, elect a facilitator (s/he will ensure that everyone is contributing), a recorder (s/he will record the key points ) and a presenter (s/he will</li> </ol>	Chart papers, Thick Sketch Pens, Rural Immersion Book Reference books/Internet Search Engine PRA/PLA ppt



Sessi on #	Activity	Time	Activity Methodology	Resources Needed
			<p>present the team's output)</p> <p>4. Participants are to be instructed to present the PLA method allocated to them. They may use reference books, Internet to find additional material about the PLA Method allocated to them</p> <p>5. If time permits, sum up using PRA/PLA ppt</p>	
3.	Summary of Day's Learning	1715-1730	1. Interactive Discussion, points recorded on whiteboard by a volunteer participant	Whiteboard & Marker Pen
<b>Day 3</b>				
1.	Recap of Day 2	0930-0945	<ol style="list-style-type: none"> <li>Greet and welcome the participants</li> <li>Recap key learnings from Day 2 through an interactive discussion</li> </ol>	
2.	PRA/PLA Methods : Care to be taken	0945-1115	1. Invite a faculty with PRA/PLA expertise for a Guest Lecture	Guest Faculty
3.	Case Studies	1130-1300	Pair Work: Participants read, jot down key points on an A4 sheet and present the case studies on pages 64-70	Rural Immersion Book A4 papers
4.	Rural Engagement through Participatory Learning Approaches – Learning through discovery and exploration	1400-1630	<ol style="list-style-type: none"> <li>Continue with the same 9 teams               <ol style="list-style-type: none"> <li>Meet &amp; Mobilize and Transect Walk (Pages 12-21)</li> <li>Timeline (Pages 22-26)</li> <li>Resource Mapping Exercise (Pages 27-30)</li> <li>Social Mapping &amp; Trend Analysis (pages 31 and 32, Page 40)</li> <li>Ranking and Scoring Technique (Pages 33 to 40)</li> <li>Livelihood Analysis (Pages 41 to 48)</li> <li>Chapati Diagram, Impact Flow Anaysis (pages 49 to 52)</li> <li>Focus Group Discussion (pages 53 to 61)</li> <li>Interview Schedule (pages 62 and 63)</li> </ol> </li> <li>Each team will Simulate the allocated activities in the College/University</li> <li>Present their experience to the entire group</li> </ol>	Charts, Sketch pens, White papers. Village Immersion Hand Book
5.	Preparation for Fieldwork	1645-1800	<ol style="list-style-type: none"> <li>Participants in teams get ready with activities through plans for Transect Walk , Village Human Resource, Natural Resource and Man Made Resource Maps , Timeline, Priority Mapping and Seasonal Calendar and required material for Rural/ Community Work on 4th and 5th day</li> <li>Work out the travel arrangements and pick time for both days and communicate the same</li> </ol>	Charts, Sketch pens, White papers Activity plans prepared by the participants in group along with required material
<b>Day 4</b>				
1.	Rural Community Engagement /Immersion	1000-1700	<ol style="list-style-type: none"> <li>Participants (in teams) will conduct chosen 6-7 PLA methods in a village that is identified well in advance</li> <li>Capture learning, pictures and videos of their work</li> </ol>	Camera Note pads, pens Charts, Sketch pens, White papers Activity plans



Sessi on #	Activity	Time	Activity Methodology	Resources Needed
			3. Transect Walk and Village Human Resource, Natural Resource and Man Made Resource Maps 4. Timeline, Priority Mapping and Seasonal Mapping	prepared by the participants in group along with required material
<b>Day 5</b>				
1.	Rural Community Engagement /Immersion	1000-1700	1. Intensive Dialogue with an individual 2. Intensive Interaction with a group or village institution or organisation	
2.	Debriefing on Community Visits	1700-1730	1. Each team will share the field experience: a. Activity conducted b. Learning gained by them	Project images captured by each team if presentation is made in the training room
<b>Day 6</b>				
1.	Recap of Days 4 and 5	0930-0945	1. Greet and welcome the participants 2. Recap key learnings from Day 4 and 5 through an interactive discussion	----
2.	Preparation of Report and Presentation of Community visits	0945-1700	1. Teams will create their community visits presentations and reports	Laptop for PPT presentation and Report generation
3.	Summary of Day's Learning	1715-1730	1. Interactive Discussion, points recorded on whiteboard by a volunteer participant	Whiteboard & Marker Pen
<b>Day 7</b>				
1.	Recap of Days 1 to 6	0930-0945	1. Greet and welcome the participants 2. Recap key learnings from Day 1 to 6 through an interactive discussion	----
2.	Presentation of and Community visit	0945-1245	1. Participants will present their community visits reports and presentations - Group Wise followed by discussion, feelings of the participants and what went well - Summing up	Team Report of community visit Team Presentation of community visit
3.	Feedback form	1245-1300	1. Participants will fill in the feedback form and hand it over to facilitators	Feedback form – one copy per participant
4.	Valediction & Vote of Thanks Group Photo	1300-1330	1. Assemble participants for a group photo 2. Distribute the Certificates 3. Feedback from a few volunteer (participants) – please take videos of their feedback 4. Vote of Thanks by University representative and MGNCRE representative	Certificates filled in and signed Mementos for participants (optional) Camera for Group Photo
Lunch and Dispersal				







**Programme Inaugural**

The Chief Guest, the Guest of Honour and Special Invitees along with MGNCRE Resource Persons inaugurated the programme. Addressing the gathering the Chief Guest stressed on the importance of community service stating that serving hands are better than praying lips. Realising their role to contribute their energies to do something good to the society they are living in, the participants should be willing to take part in every activity that could raise the living standards of the people around them in the name of community service.





Vote of Thanks was proposed by Dr.M. Prabhakara Rao Faculty, Dept.of Education, Dr.B.R.A.U.S. He expressed his whole hearted thanks to MGNCRE (Mahatma Gandhi National Council of Rural Education) for conducting the FDP in Dr.B.R.A.U. Srikakulam. He expressed his special thanks to Dr.W.G. Prasanna Kumar, Chairman, MGNCRE and also the resource person Dr. Divakar for identifying this University as Venue for conducting the programme.





He also thanked Dr. Divakar for presiding over the inaugural session. He expressed his thanks to Prof. G.Tulasi Rao, Principal, Colleges of Arts, Commerce, Law & Education, Prof. K. RaghuBabu, Registrar, Prof. T. Kamaraju, Dean, CDC, Prof. B.Addai, Dean Academic Affairs, for expressing their views on community participation for the progress of the nation. He thanked all the participants for their involvement in the programme.

After the inaugural session all the participants from different colleges registered themselves and they were formed into teams. The teams were named after different Flowers.

## TEAM COMPOSITION:

### JASMINE TEAM:

1. Dr.J.K.L.SUJATHA
2. Dr.J.L.SANDHYA RANI
3. Dr.B.RAMANA MURTHY
4. Sri.P.RAMAKRISHNA
5. Dr.K.UDAY KIRAN
6. Dr.K.KRISHNA MURTHY

### SUNFLOWER TEAM:

1. B.RAJESH
2. C.CHAKRADHARA RAO
3. B.SURESH
4. M.SAIRAM
5. Dr.M.ANURADHA
6. G.CHALAPATHI RAO

### LOTUS TEAM:

1. P.MOHAN RAO
2. M.RAVI KUMAR
3. K.CHAKRAPANI
4. M.KOTESWARA RAO
5. D.V.RAMANA

### ROSE TEAM:

1. Y.BHASKARA RAO
2. M.SANKARA RAO
3. R.VISWESWARA RAO
4. B.CHINNAMNAIDU
5. G.HARINADHA RAO



Each group was then given the task of identifying the problems in a village they visited recently and asked to list the possible solutions for these problems. Then each group was asked to present their output.



### **TEAM RESENTATIONS ON VILLAGE PROBLEMS AND POSSIBLE SOLUTIONS**

#### **JASMINE GROUP**

Their presentation highlighted many problems in a village, such as Health, Sanitation, Education, Poverty, etc. They focussed on the Health problems which is a major threat to the Nation building and also recognised and showed the causes and effects in their presentation. The team also mentioned the measures and ongoing government programmes to mitigate the problems.

#### **SUNFLOWER GROUP**

Sunflower group identified the resources available at Gudem village:

1. Gudem village has a Primary School
2. Gudem village has a APGVB Bank
3. Gudem village has a Hospital

#### **LOTUS GROUP**

Atchutapuram Village, Jalumuru Mandal, Srikakulam District

1. Schools are available in this village
2. Hospital (PHC) available in this village
3. Veterinary dispensary available in this village
4. Water facility very good in this village
5. Street Lights, CC Roads are available
6. Vamsadhara River flows beside this village

#### **ROSE GROUP**

Socio economic conditions in Ayyappa Guda village

1. Poor educational standards in this village
2. Health and Hygiene conditions need to improve in the village community
3. To improve income sources
4. Eradicate evil customs and traditions in this village





5.



An orientation as given to the participants on how learning takes place . In life things should be done with all commitment. 3 H Head, Heart, Hands represent success in work. They should be coordination between body and mind to lead a happy life.

Day Program concluded with this learning



## FDP Report: Day 2: 22 January 2019

Day 2 started with a review of the day 1 topics and sharing of day 2 assignments which they must read, discuss and present. The groups had to present their ideas in the chart through graphs and pictures and they were to demo their presentations.

Participants were asked to go through the first 11 pages of the manual Rural Immersion and then they are asked to present the contents before the audience.

Dr. Ramesh explained that we have to mingle ourselves with the villagers to maintain a rapport with them in order to understand their problems and suggest suitable solutions.

### Assignments' Allocation on Day 2

SUNFLOWER GROUP	: Chapati or Venn Diagram and Interview Schedule
JASMINE GROUP	: Meet & Mobilise & Transect Walk and Livelihood Analysis
LOTUS GROUP	: Timeline and Ranking & Scoring Technique
ROSE GROUP	: Resource Mapping and Social Mapping & Trend analysis

The participants are asked to prepare charts of the involvement of villagers for taking up their day to day activities. Further, they were asked to indicate the resources available in the village.

After preparation of the charts by different groups, the group members from each group were asked to give a brief presentation on the existing conditions prevailing in the village.

The members of different groups explained through the contents present in the charts prepared by them. At the end of each presentation there was a brief interaction by the participants of other groups. The doubts raised by the members have been clarified by the presenting group.

### **JASMINE TEAM:**

1. Dr. J.K.L. SUJATHA
  2. Dr. J.L. SANDHYA RANI
  3. Dr. B. RAMANA MURTHY
  4. Sri. P. RAMAKRISHNA
  5. Dr. K. UDAY KIRAN
  6. Dr. K. KRISHNA MURTHY
1. Chapathi (venn) diagram
  2. Interview schedule topics were given to us subsequently. We four prepared chart and presented the same in the gathering.

Venn diagram represents the relationship between village community and individuals/ institutions. According to venn diagram inside individuals/ institutions are more frequently visited, outside individuals/ institutions are less frequently visited.

**CONCLUSION:** Govt. relationship in between village community and individuals or institutions undoubtedly plays vital role in that village development.







SUNFLOWER TEAM:

1. B.RAJESH
2. C.CHAKRADHARA RAO
3. B.SURESH
4. M.SAIRAM
5. Dr.M.ANURADHA
6. G.CHALAPATHI RAO



### LOTUS TEAM:

1. P.MOHAN RAO
2. M.RAVI KUMAR
3. K.CHAKRAPANI
4. M.KOTESWARA RAO
5. D.V.RAMANA

Activity : Timeline

CONCLUSION: Villagers are motivated. The village has been developed by the farmers.

1. Mostly discussion was on providing health centres in this village. So it will help reduce diseases HIV, cancers etc.,
2. Provide library and gym materials for the village youth.
3. The village needs a Community building for all categories of people.
4. Coordination between villagers and job providers is very good.

### ROSE TEAM:

1. Y.BHASKARA RAO
2. M.SANKARA RAO
3. R.VISWESWARA RAO
4. B.CHINNAMNAIDU
5. G.HARINADHA RAO

Activity: 1.**Resource mapping**

1. Rose Group identified various resources available in the village like water resources, forest resources, agriculture resources, Education.
2. Rose Group visited elementary school, Anganwaadi center, Temple and church and collect information about village.
3. Rose Group recognized some problems in the village problems like literacy, child marriages and social evil customs.
4. Rose Group prepared maps regarding resources and social map and displayed entrance of the village then easily identified what are the requirements in the village.

2. **Social mapping**

1. Rose Group has been physically visiting the Dr.B.R.Ambedkar University Srikakulam.
2. Rose Group identified various resources centers like VC building, Administrative block, Principal and controller of examination blocks, Library various colleges like Arts, R.D commerce and management, Law and engineering colleges etc.,
3. Also identified ladies and gents hostels. Toilets, water tanks, two play grounds.
4. There is a lot of place available to develop the university in future.











### Day 2 Afternoon session

The participants were asked to take up simulation programme on PLA. The participants were asked to undertake a transect walk in the university campus and take up the mapping of resource available in the university.

Further the participants were oriented on balanced education.

All the participants have been involved in drawing maps and venn diagrams. Each group has presented what they experienced and drew different maps and diagrams.




The jasmine group visited the University campus and viewed the University differently and understood it as a community and village. They used PLA- techniques and steps for meeting and mobilization through this campus visit. They learnt social mapping and resource mapping.



Sunflower Group visited Dr.B.R. Ambedkar University campus and interpreted the same with the topic of Chapatti diagram. Thereafter Dr.B.R.Ambedkar University's VC's chamber was taken as the centre and the departments occupied in four directions are taken as institutions were identified and subsequently chart was prepared and presented the same in the gatherings.

CONCLUSION: The rapport between VC's office with all departments and other institutions definitely gives good results.









Hon'ble Vice Chancellor Prof. K Ramji along with Registrar Prof. K. Raghu Babu interacted with the participants and feedback was taken.



## FDP Report : Day 3 : 23 January 2019

Day 3 began with greeting and welcoming all the participants .The recapitulation was done by all the participants and each and every one participated very actively.

The resource person worked with the same 4 teams and gave a topic for presentation by exchanging the topics between the groups.

SUNFLOWER GROUP : Meet & Mobilise & Transect Walk and Livelihood Analysis

JASMINE GROUP : Timeline and Ranking & Scoring Technique

LOTUS GROUP : Resource Mapping and Social Mapping &Trend analysis

ROSE GROUP : Chapati or Venn Diagram and Interview schedule

After preparation of the charts by different groups, the group members from each group are asked to give a brief presentation on the existing conditions prevailing in the village.






The members of different groups explained through the contents present in the charts prepared by them. At the end of each presentation there has been a brief interaction by the participants of other groups. The doubts raised by the members have been clarified by the presenting group.





Every group was actively involved in preparing different models of PLA techniques. Thus charts were presented. The session ended with discussions on the charts presented.

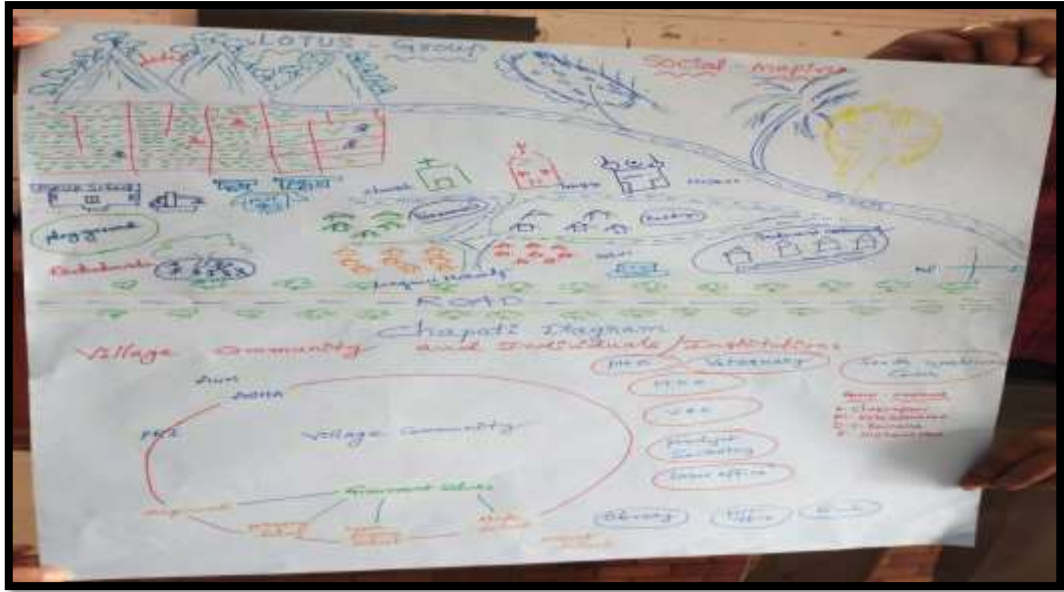


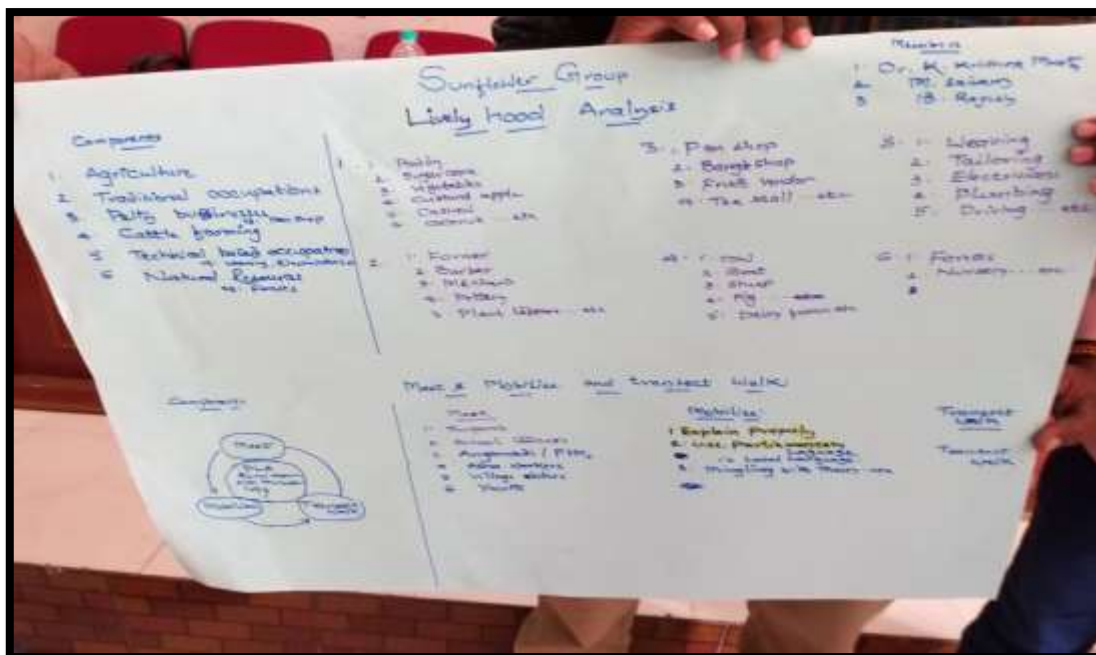


ROSE GROUP  
 TIME-LINE - AYYAPPA GUDA VILLAGE  
 Village - AYYAPPA GUDA DIST - SRIRAKULAM STATE - AP  
 Date - 23-1-2017

1. Village established by - S. Ramanna Dora - 1905  
 2. First Pond in the village - 1910  
 3. First Primary School - 1991  
 4. Electrification of the village - 1993  
 5. Bank came to the village - 1996  
 6. First telephone in the village - 2000  
 7. First hand pump constructed - 2002  
 8. First mobile connectivity - 2009  
 9. Bank road to the village - 2011  
 10. Construction of A.P. Guda - 2011  
 11. Construction of Appanna Guda - 2012  
 12. Construction of P. G. Road - 2014  
 13. KVP school construction - 2018

Year	Village	Historical Check List	Other developments	Educational Institutions	Forest cover
1905	Village established	Agri culture	Collection of Appanna Guda	-	0%
1910	Water Ponds	Hand pump, Water tank	-	-	0%
1991	Electrification	Water supply changed	-	1 P. G. School	0%
2002	Hand pump	Construction of P. G. Road	Water supply changed	Appanna Guda	Increased to 50%





The participants were involved in drawing the maps, Venn diagrams and pie charts.

The participants cooperated with one another and shared their views then they discussed the Do's and Don'ts while conducting the field work. All the participants expressed their opinions.

#### Do's

1. Begin the study with greeting of the people.
2. Go to the village for case study with the group
3. Study with the idea of reviewing and reporting
4. Transect walk and other PLA activities
5. Study the positive aspects of the village
6. Respect the villagers
7. Use the village force (such as PHC, angawadi) as the facilitators of study
8. Study with tools and methods.



9. Use local language.
10. Specific area of the study is always advisable

**Don'ts:**

1. Don't go alone
2. Don't mock at the people
3. Don't make contact with an individual (known person)
4. Don't belittle anybody in the village
5. Don't ponder over negative aspects of the village, offensive issues and sensitive issues
6. Don't contact conflict groups in the village
7. Don't ask many questions, try to remain confined to the questionnaire
8. Don't consider a study as an ultimate report.
9. Don't use urban polished language
10. Multiple objects cannot be studied.





Mr. Pattabhi, helping hand (WHO) explained the problems faced by him while pursuing the issues related to child marriages , child labour and dropout children



Sri Prasada Rao, President, Youth Association, Bejjipuram, addressed the participants and their future social obligation and to enlighten the people and how to create awareness amongst the rural villagers. His main emphasis everyone should take care about the fertility of the earth an immediate step to be taken by using organic fertilisers. He shared various PLA techniques and steps.



This session successfully concluded Day-3 programme.

## FDP Report: Day 4 : 24 January 2019

Day 4 started with greeting and welcoming all the participants. The day was scheduled for a village visit to transact the PLA Techniques. The bus started at 10o clock. It reached Kunduvanipeta village and all the participants entered the Village to interact the villages to get the information about their Project Works of PLA.

### Group Name and allotted PLA

**Sunflower Group** : Meet & Mobilise & Transect Walk & Livelihood Analysis

Sunflower Group was involved in a systematic walk across the Countryside and discussed with local people and observed their activities of livelihood.

**Lotus Group** : Resource Mapping and Social Mapping &Trend analysis

Lotus Group visited and interacted the villagers and found out all the institutions, Anganwadis and PHC in Kunduvanipeta village. They did the social mapping and resource mapping of the village.

**Jasmine Group** : Timeline & Ranking and Scoring Technique

Jasmine Group took detailed information about the health, poverty and literacy of Kunduvanipeta village.

**Rose Group** : Chapati or Venn Diagram and Interview schedule

Rose Group gathered the information from the villagers by conducting individual interviews and observing their activities of livelihood.

All the participants are involved in doing the activities related to different groups.









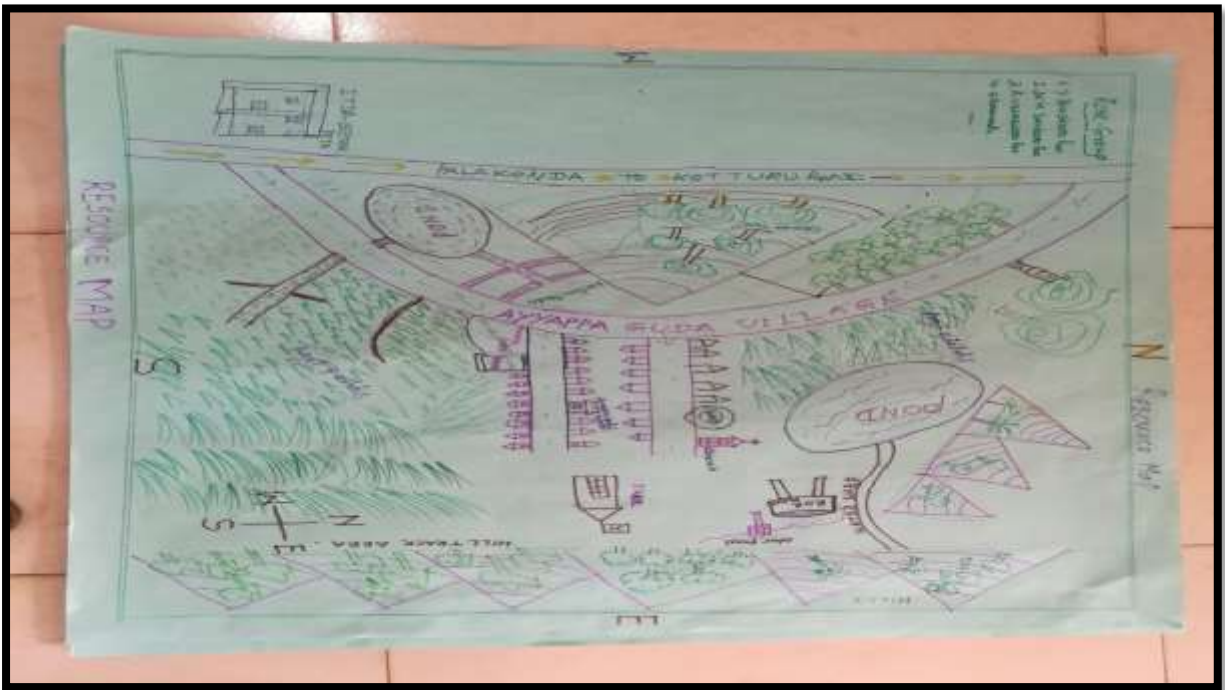


**The major findings of the village visit are:**

1. Majority of the public in Kunduvanipeta village belong to fisherman community.
2. The Government has provided 25 machine boats to the fishermen in the village. These boats are enough for only 25 families but not to the whole community of Kunduvanipeta village. Thus the fisher men are facing lot of challenges for their livelihood.
3. They do not have a PHC with in 25kms
4. The village climate conditions are also not favourable for cultivation.
5. The fishermen community do not have a mini harbour or other facility to protect their boats.
6. Lack of such amenities is leading towards deaths and migrations.









Day-4 programme was successfully completed with the visit to Kundavanipeta village.

## FDP Report : Day 5: 25 January 2019

Day 5 began with greeting and welcoming all the participants who had assembled at Dr. B.R.A.U. Campus. The day's agenda was a village visit to Kuppili Village to interact with the villagers to get the information about their Project Works of PLA.

### Group Name and allotted PLA

**Sunflower Group** : Meet & Mobilise & Transect Walk and Livelihood Analysis

Sunflower Group was involved in a systematic walk across the Countryside and discussed with local people and observing their activities of livelihood.



**Lotus Group** : Chapati or Venn diagram and Time line

Lotus Group visited and interacted the villagers and found out all the institutions, Aanganwadis and PHC in the Kuppili village. Also did social mapping and resource mapping of the Village.

**Jasmine Group** : Resource mapping, Social Mapping & Trend analysis

Jasmine Group found out detailed information about the health, poverty and literacy of Kuppili village people. In social mapping they created awareness about the child marriages and child labor.

In resource mapping, they gave suggestions to improve the Anganwadi Centers. The premises needs to be in hygienic condition and they can adopt NTR Sujala Sravanti for the purpose of procuring Drinking water.

**Rose Group** : **Timeline**

Rose Group gathered the information from the villagers about when the village was established, and dates when this village got its elementary school, Z.P.H. school and AP Model School, 4 anganwadi centres. All the participants are involved in doing the activities related to different groups.









### Day 5 Afternoon Session

After having lunch all the Participants reached the Murpaka Village to interact the villages to get the information about their Project Works of PLA.

Murapaka Village is in Laveru mandal. Murapaka panchayat has four hamlets. They are

1. Kottapeta
2. Gurupeta
3. Kuntipeta
4. Murapaka.

The Present president of the village is Padisala Appala Raju. Most of the villagers depend on farming as a livelihood. The agricultural land mostly depends on rains, open wells and ponds.

Participants derived immense pleasure and great learning to visit the two villages as a part of FDP. The methods and techniques that they have learnt here during the programme were found highly useful to them while interacting and immersing themselves with the villagers.

1. Dr. P. Ramarao Ex Director Medical and Health Education of Child, Andhra Pradesh
2. J. Kurmi Naikulu
3. G. Appala Narsimhulu
4. J. Krishna Murthy







Day-5 programme ends with a hope that the villages will prosper rapidly with Rural Community Engagement of Higher Educational institutions.

Day 6 began with greeting and welcoming all the participants. Immediately the participants got involved in drawing the maps, Venn diagrams and pie charts.

The participants cooperated with one another and shared their views as they prepared and drew different maps, charts and diagrams

**Group Name and allotted PLA**

**Sunflower Group** : Meet & Mobilise & Transect Walk and Livelihood Analysis

Sunflower Group was involved in a systematic walk across the Countryside and discussed with local people and observing their activities of livelihood of Kundivanipeta village of Etcherla Mandal. There are about 2000 population in the village. Majority of the population depends on fishing for their survival. It is a coastal village in the Andhra Pradesh state. The main road of the village is on the southern part. It's spread from east to west. In the north, newly constructed smart village is located. Bay of Bengal is on the east and a forest on the west .

The group conducted surveys in the villages household survey and resource mapping "Meet & Mobilization.

**Lotus Group** : Chapati or Venn Diagram and Time line

Kundivanipeta residents were classified into three community groups

- (1) Backward Community
- (2) Fishermen Community
- (3) B.C. Community

In this village

1. Cultivations, ODF, under drainage system is not use by the villagers
2. Every lady sells fish in the village.
3. Minor marriages are ibeing practiced due to lack of awareness.

Lotus Group visited and interacted the villagers and found out all the institutions, Anganwadis and PHC in Kuppili village. They did social mapping and Resource mapping of the Village.

**Jasmine Group** : Resource mapping, Social Mapping &Time line.

Jasmine Group has taken detailed information about the health, poverty and literacy of Kuppili village residents. In social mapping they created awareness about the child marriages and child labor.

In resource mapping they gave suggestions to improve the Anganwadi Centers. The premises must be kept hygienic and they can also adopt NTR Sujala Sravanti for the purpose of procuring drinking water.



The group analysed key events, group wise & individual wise. It identified Historical events chronologically. It explained the significant events and identified major changes in the village. It explained greatest issues & specific events during the period.

It helps to understand the history of village and helps to know the changes place during three years. Here we understand what major changes took place. Since the past years. It will help to predict any seasonal problems or recurring problems and help empower the villagers to find solutions for the same

**Rose Group** : Ranking and Scoring Technique

Rose Group gathered the information from the villagers that the village was established before independence; this village has one elementary school, Z.P.H. school and AP Model School, 4 anganwadi centres

Kunduvanipeta located near Srikakulam. The following are the some key problems:

1. Drug addiction
2. Drinking water
3. Bias in implementing in government programs
4. There is a problem to the village to get the proper living hood
5. Migration
6. Lack of professional by the government
7. Inadequate infrastructure

From the above problems the following specific problems are the main drawbacks for the development of the village

1. Marketing facility
2. Mini harbours
3. Extreme drug addiction
4. Primary health support

The villages Kuppili and Murapaka are similar with regard to the problems related to community. Due to the absence of irrigation Agriculture is almost impossible for the villagers. Most of the farmers became daily wage workers in the field of constructions. Many of them feel that their daily earnings are meagre in the village, so they migrate to other regions, states where they are placed better.

In Kuppili the percentage of school dropouts in Higher Educations is of no priority for them. Liquor consumption is very high in the village. Its influence is seen in every walk of their lives. Infrastructure is an asset to the village but it is not put to use.

All the participants are involved in doing the activities related to different groups.











Day-6 programme was successfully completed with the preparation and presentation by the groups on their village visits

## FDP Report: Day 7 : 27 January 2019

Once again, Day 7 started with greeting and welcoming all the participants.

Feedback was taken from the participants of each group. Speakers from each group expressed their contentment on the usefulness of the FDP and they briefly explained what they had experienced during the 7 Days' programme.



“MGNCRE has organised an excellent programme in Dr. B.R.A.U. –Srikakulam. As our University is conducting extension work at villages on every Saturday, this programme helped us in studying about the village in a structured way. MGNCRE also taught us how to participate with the villagers in studying and knowing about community based skills.”



On the occasion of valedictory function, the Chief Guest Prof.K. Ramji , Vice Chancellor, Dr. B.R.A.U. Prof.T. Kamaraju, Programme Coordinator, Dr. H. Subramanyam, Ms. Jhansi MGNCRE Representative participated..Ms. Jhansi expressed her happiness at the involvement of every faculty- participant and



stressed the fact that Dr.B.R.Ambedkar University's commitment in dealing with the problems of different communities in order to bring about change towards organising themselves is highly appreciable.



Responding to joyful atmosphere, the honourable Vice Chancellor made a remarkable speech asking every participant to rededicate themselves for the communities around the university.

Certificates were given away by Chief Guest Prof. K. Ramji and Prof.T . Kamaraju and Ms. Jhansi.





The session ended with proposing the vote of thanks.





A group photo concluded Day 7 of the FDP.

## List of Participants

S.no	Name of the participants	Department
1.	Dr.K.Karunanidhi	commerce & Management
2.	Dr.G.Sanjeevayya	social work
3.	B.Suresh	Political science
4.	K.Swarupa	MCA
5.	Dr.P.S.Prasada Reddy	physics
6.	Dr.D.Venkatesh	physics
7.	Dr.Subbarao mathangi	physics
8.	Dr.M.Sushma Reddy	physics
9.	Dr.Padma Panugoli	mass communication journalism
10.	L.Swathi	Economics
11.	Dr.B.Muralidharao	Rural development
12.	Dr.H.Subramanyam	Education
13.	Dr.n.Srinevas	Education
14.	Dr.N.Govindaraju	library science
15.	Dr.Ramodu mylapalli	library science
16.	Dr.G.Padma rao	organic chemistry
17.	Dr.D.Fransveni	Economics
18.	Dr.N.V.Swami naidu	Education
19.	Dr.Bangaru prakashbabu	commerce
20.	M.Ramji Nayak	Social work
21.	Dr.K.Atchyutarao	commerce
22.	Dr.S.Tara keswararao	Social work
23.	Y.Rajendra prasad	Law
24.	Dr.M.Balaraju naidu	education
25.	Dr.M.Chinababu	law
26.	CH.S.D.Nageswararao	Rural development
27.	R.Sridhar	law
28.	Dr.Santosha Pavani	law
29.	G.Swathi	Geo science
30.	Dr.B.Vinu	Organic chemistry
31.	M.Parvathi Devi	English
32.	Dr.K.syamala	Social work
33.	A.Suryakala	Education
34.	Dr.A.Aranda mohan	Organic chemistry
35.	Dr.R.Tirupathiraju	mass communication journalism
36.	G.Ramakrishna	Computer science
37.	Y.Padmini	Geo science
38.	Dr.G.Jayalakshmi	law
39.	B.Cotton raju	English
40.	Dr.Vanaja	Social work
41.	L.Vijaya kumar	Mathematics
42.	Dr.G.Kiran Kumar	Mathematics
43.	P.Madhava Rao	Bio technology
44..	T.Ravikishore	Mathematics



S.no	Name of the participants	Department
45.	Dr.N.Lokeswari	Bio technology
46.	Dr.K.Sarada jyothi	Bio technology
47.	B.Srinivasa Rao	yoga
48.	Dr.U.Shanthi	yoga
49.	Dr.M.Ramesh	management
50.	P.Ravi kumar	management
51.	L.Vijaya kumar	mass communication journalism
52.	Dr.G.Kiran kumar	Rural development

S.NO	Name of the Participants -NSS PO	Name of the INSTITUTION
1.	Dr.J.Luciana sandhya Rani	Dr.BRAU Education dept
2.	Dr.J.K.L.Sujata	Dr.BRAU law dept
3.	Y.Bhaskara rao	G.D.College(men), Srikakulum
4.	B.Chinnam Naidu	ThammiNaidu Degree college ,Palakendo
5.	Dr.B.V.Ramana murthy	Dr.BRAU English Dept
6.	G.Harinadha rao	T.S.R Degree College , A.D.V
7.	Dr.M.Sankara rao	Govt Degree College , Seetampeta
8.	K.Chakrapani	System degree college
9.	P.Ramakrishna rao	Dr.BRAU Computer science
10.	M.Ravi	Padmavathi Degree college,Narasampeta
11.	D.V.Ramana	DRN Degree college ,Narasampeta
12.	K.Shakara dhara	Vamsadhara Degree college ,Chakhavani peta
13.	B.Rajesh	Near LIC building Womens college ,srikakulum
14.	M.Sai ram	Peddaveedhi ,Battili
15.	B.Suresh	Sri Rameswari Degree college,thiramandalam
16.	P.Mohana rao	M.L.R.Naidu Degree college,Narasampeta
17.	M.Koteswara rao	M.L.R.Naidu Degree college,Narasampeta
18.	G.Chalapati rao	Abhyadaya Degree college,Srikakulum
19.	Dr.K.Uday kiran	Dr.BRAU Telugu dept
20.	Dr.K.Krishna murthy	Dr.BRAU law dept
21.	Dr.M.Anuradha	Dr.BRAU NSS Cooridnator
22.	L.Vijaya kumar	Dr.BRAU Mathematics
23.	Dr.G.Kiran kumar	Dr.BRAU Biotechnology
24.	P.Madhava rao	Dr.BRAU Social work









